

INTRODUCTION

The Undergraduate Alumni Survey examines post-graduation outcomes of recent Marquette University undergraduate alumni. The survey asks respondents about their current life situation, pursuit of additional education, current employment status, their reflection on institutional learning outcomes, and overall satisfaction with Marquette. The data are used to inform prospective undergraduate students about Marquette, improve the Marquette undergraduate experience, and aid in assessment and accreditation efforts.

Most recently, the survey was administered from June 20, 2017 through August 29, 2017 to target populations of undergraduate alumni who graduated one year ago (the 2015-2016 graduating class), five years ago (the 2011-2012 graduating class), and 10 years ago (the 2006-2007 graduating class). Invitees were emailed a link to an online questionnaire if they had an email address. Non-respondents and those with no email were contacted via letter and asked to fill out the online questionnaire.

KEY FINDINGS

- Ninety-six percent of alumni one year after graduation and 99% of alumni five and 10 years after graduation were **engaged in an activity full-time** or were not seeking full-time employment.
- Sixty-nine percent of alumni one year out, 85% five years out alumni, and 86% ten years out were **employed full-time**.
- Twenty-one percent of alumni one year after graduation and 8% of alumni five years after graduation were enrolled in a **full-time graduate/professional program** compared to only one percent of alumni 10 years after graduation.
- Of those employed full-time, 86% of alumni one year out, 80% of alumni five years out, and 72% of alumni ten years out with full-time employment reported that they considered their job to be **related to their major**.
- Of those employed full-time, 90% of alumni one year out, 94% five years out, and 90% ten years out with full-time employment reported that they consider their job to be **related to their career goals and/or an entry-level path** that will allow them to achieve their career goals.
- Eighty-eight percent of those employed full-time felt Marquette **prepared them** “a great deal” or “somewhat” for their **current position** for alumni one and five years out compared to 87% for alumni ten years out.
- Ninety-two percent of alumni five years out and ninety percent of alumni ten years out who had completed a graduate/professional degree within five years of graduation reported that their Marquette education had **prepared them** “a great deal” or “somewhat” for their **graduate/professional program**.
- Ninety-five percent of alumni one year after graduation compared to 97% of alumni five years and 10 years after graduation indicated they were **satisfied** with their overall undergraduate education.
- Eighty-six percent of alumni one year out, 83% of alumni five years out, and 78% of alumni ten years out reported either “some connection” or a “very strong connection” to Marquette.

RESULTS

Response Rates

The overall response rate for the survey was 36%. The table below shows response rates by college. Respondents to the survey represent the full population fairly well, though the group of respondents is slightly skewed female and white.

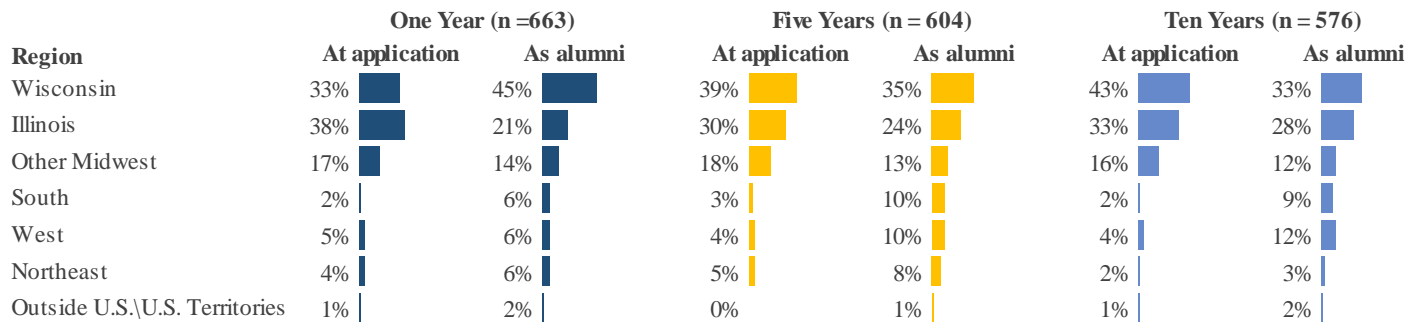
College	One year			Five years			Ten years		
	Number of Graduates	Number of Respondents	Response Rate	Number of Graduates	Number of Respondents	Response Rate	Number of Graduates	Number of Respondents	Response Rate
Arts and Sciences	498	172	35%	503	186	37%	603	194	32%
Business Administration	432	135	31%	361	142	39%	367	130	35%
Communication	266	97	36%	220	85	39%	233	82	35%
Education	89	35	39%	78	31	40%	n/a	n/a	n/a
Engineering	269	104	39%	181	63	35%	197	81	41%
Health Sciences	246	88	36%	231	83	36%	217	74	34%
Nursing	113	52	46%	91	36	40%	100	26	26%
Professional Studies	28	5	18%	13	4	31%	31	8	26%
Overall	1,941	688	35%	1,678	630	38%	1,748	595	34%

n/a = The College of Education was not created until Fall 2008.

Geographical Region

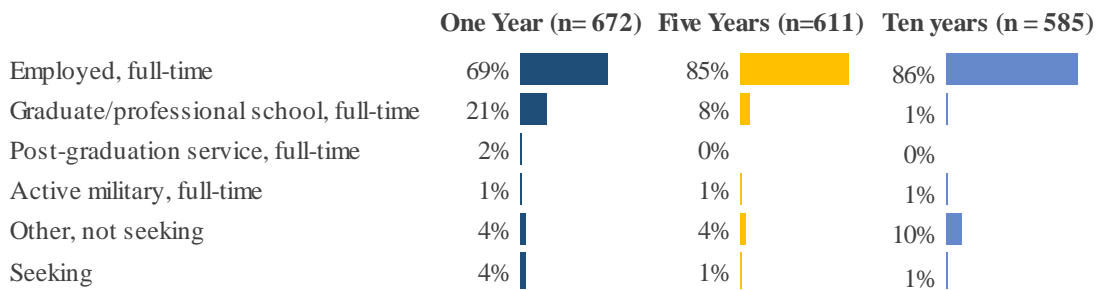
Alumni were asked to indicate their current location. As a comparison, alumni location at the time of application to Marquette is also shown.

One year after graduation, it appears that more graduates are choosing to remain in Wisconsin; however, this probably reflects students who continue in their graduate/professional studies at Marquette. At five years, the percentage of respondents in Wisconsin as alumni is about the same as the percentage of respondents originally from Wisconsin. At ten years, the percentage of respondents who shift out of Wisconsin is even larger. For both the five year and ten year cohorts there is a shift in the distributions from the Midwest, including Illinois, to the south, west, northeast and locations outside the U.S.



One-Year, Five-Year, and Ten-Year Post-Graduation Outcomes - Overall

Graduates were grouped into one of several post-graduation outcomes based on their survey response. Each category is mutually exclusive.



- **Employed, full-time** represents alumni who indicated full-time employment. The alumnus/a may have also indicated participation in another activity (such as graduate/professional school); in such cases, the respondent's outcome was only included in 'employed, full-time'.
- **Graduate/professional school, full-time** represents alumni who indicated current full-time enrollment in graduate professional school and who are not working full-time.
- **Post-graduation service** represents alumni who are participating in a stipend-paid post-graduation service position such as the Peace Corps, AmeriCorps, or the Jesuit Volunteer Corps.
- **Active military, full-time** represents alumni who currently serve in the armed forces full-time.
- **Other, not seeking** represents alumni who indicated they were not engaged in an activity full-time or were not actively seeking employment. This includes alumni who were at-home parents, working part-time and/or attending school part-time, or retired.
- **Seeking** indicates those who were not engaged in any activity above and were still seeking employment as of either one, five, or ten years post-graduation.

One-Year, Five-Year, and Ten-Year Post-Graduation Outcomes by College

The information below shows the post-graduation outcomes rates for the undergraduate colleges at Marquette. The College of Professional Studies is excluded from the table due to a small number of respondents. Percentages for each college may not sum to 100% due to rounding.

	Respondents			Employed, full-time			Graduate/professional school, full-time		
	One Year	Five Years	Ten Years	One Year	Five Years	Ten Years	One Year	Five Years	Ten Years
Arts and Sciences	171	182	192	46%	77%	84%	37%	16%	2%
Business Administration	133	137	128	91%	95%	94%	4%	1%	2%
Communication	94	87	79	78%	89%	80%	5%	2%	1%
Education	33	30	<i>n/a</i>	76%	93%	<i>n/a</i>	12%	3%	<i>n/a</i>
Engineering	98	62	80	82%	82%	93%	17%	10%	0%
Health Sciences	87	80	73	41%	84%	86%	51%	11%	0%
Nursing	51	35	25	92%	86%	64%	0%	0%	4%

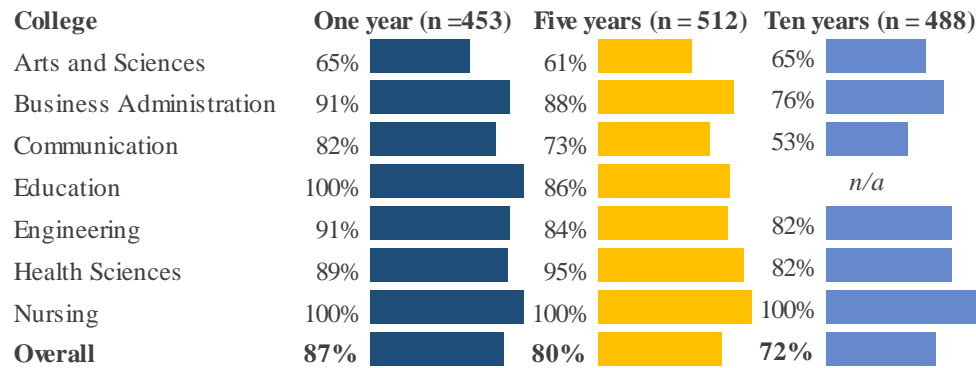
	Respondents			Post-graduation service, full-time			Active military, full-time		
	One Year	Five Years	Ten Years	One Year	Five Years	Ten Years	One Year	Five Years	Ten Years
Arts and Sciences	171	182	192	5%	1%	0%	1%	1%	2%
Business Administration	133	137	128	1%	0%	0%	2%	1%	2%
Communication	94	87	79	0%	0%	0%	0%	0%	0%
Education	33	30	<i>n/a</i>	3%	0%	<i>n/a</i>	0%	3%	<i>n/a</i>
Engineering	98	62	80	0%	0%	0%	0%	2%	3%
Health Sciences	87	80	73	1%	0%	0%	0%	1%	0%
Nursing	51	35	25	4%	0%	0%	0%	3%	4%

	Respondents			Other, Not Seeking			Seeking		
	One Year	Five Years	Ten Years	One Year	Five Years	Ten Years	One Year	Five Years	Ten Years
Arts and Sciences	171	182	192	8%	4%	9%	4%	1%	3%
Business Administration	133	137	128	2%	1%	3%	2%	1%	0%
Communication	94	87	79	4%	6%	19%	13%	2%	0%
Education	33	30	<i>n/a</i>	3%	0%	<i>n/a</i>	6%	0%	<i>n/a</i>
Engineering	98	62	80	0%	6%	4%	1%	0%	1%
Health Sciences	87	80	73	5%	4%	14%	2%	0%	0%
Nursing	51	35	25	2%	11%	28%	2%	0%	0%

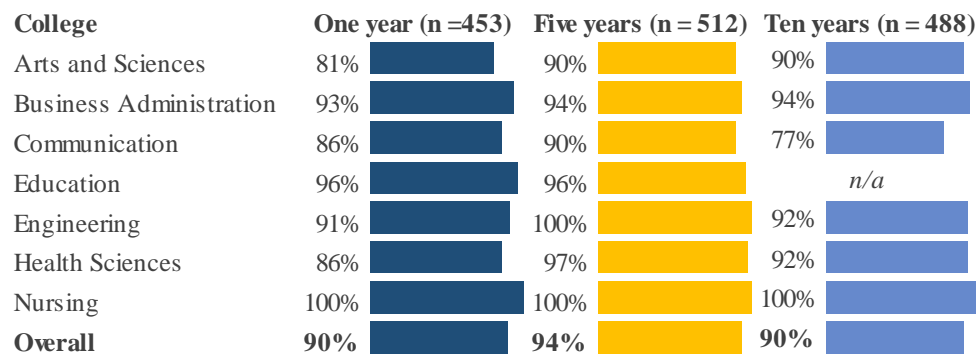
Full-time Employment

Respondents were asked to indicate the relationship of their current position to their undergraduate major and their career goals. The College of Professional Studies is excluded from the table due to a small number of respondents.

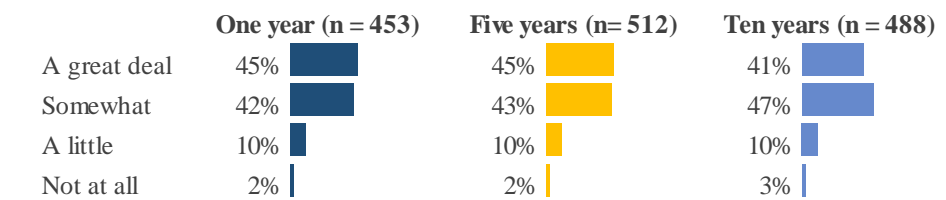
Overall, 87% of alumni one year out, 80% of alumni five years out, and 72% of alumni ten years out with full-time employment reported that they considered their job to be **related to their major**.



Overall, 90% of alumni one year out, 94% of alumni five years out, and 90% of alumni ten years out with full-time employment reported that they consider their job to be **related to their career goals and/or an entry-level path** that will allow them to achieve their career goals.

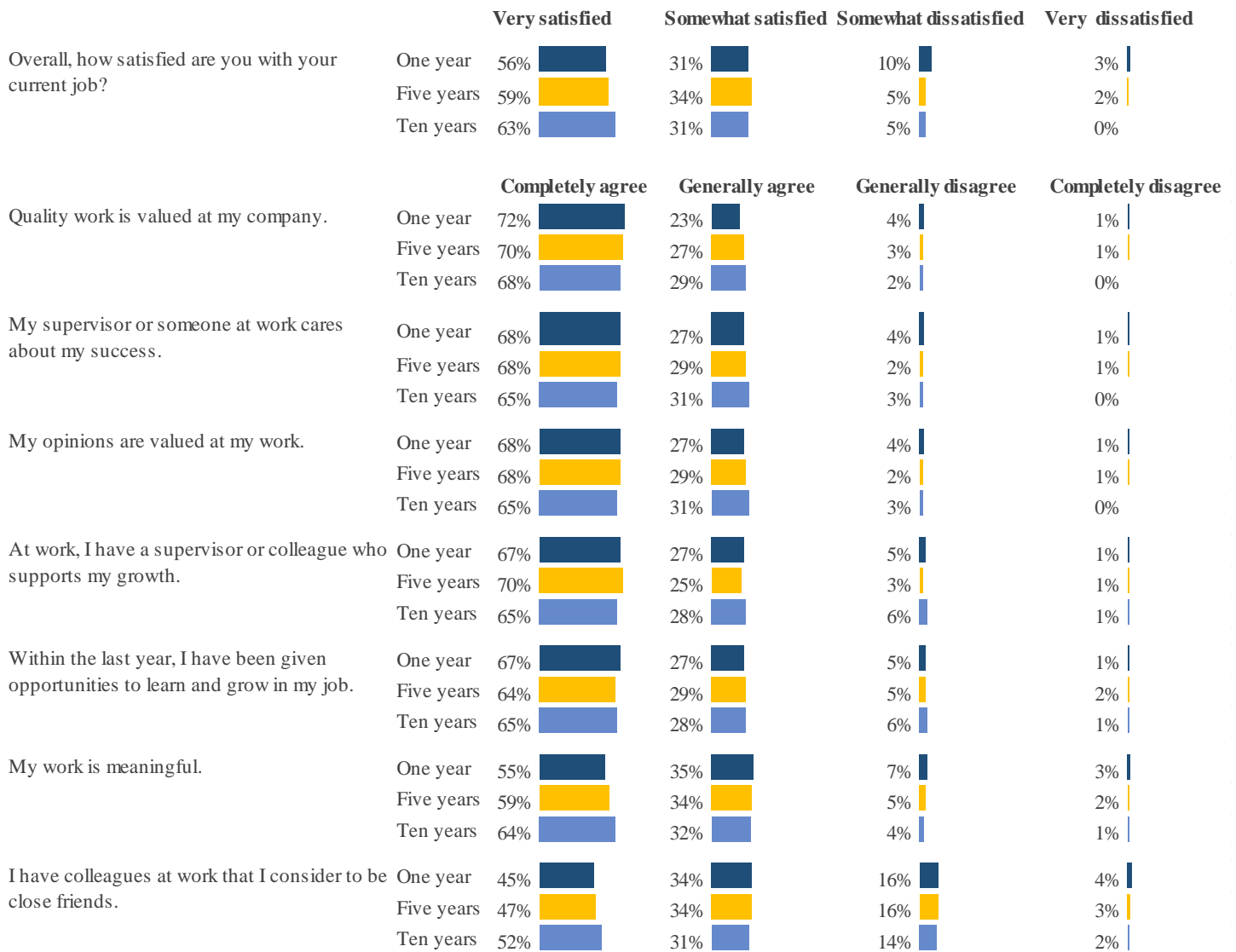


Alumni employed full-time were asked about the extent to which Marquette prepared them for their current position. The College of Professional Studies is excluded from the table due to a small number of respondents. Overall, 88% of respondents felt Marquette prepared them “a great deal” or “somewhat” for their current position.



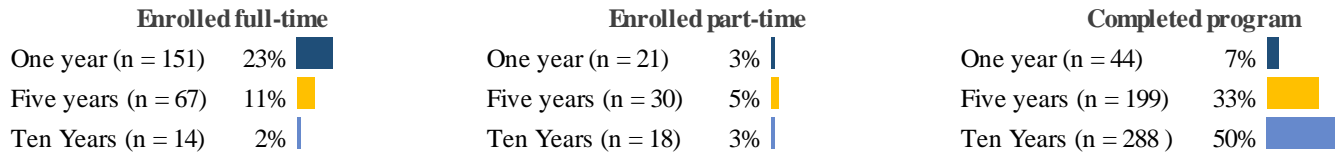
Workplace Engagement

Alumni who were employed full-time were asked about to indicate their satisfaction with their current position and their workplace engagement.

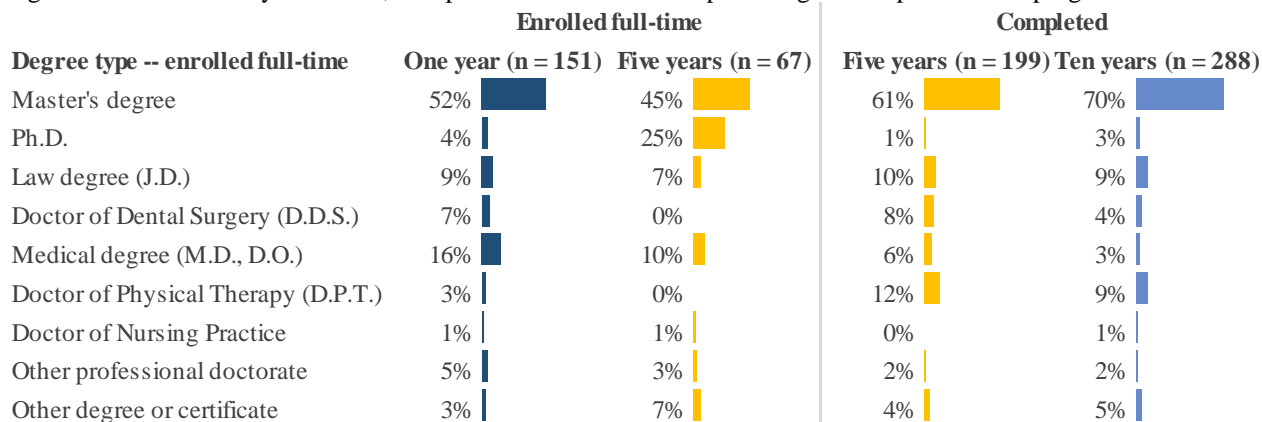


Graduate and Professional Education

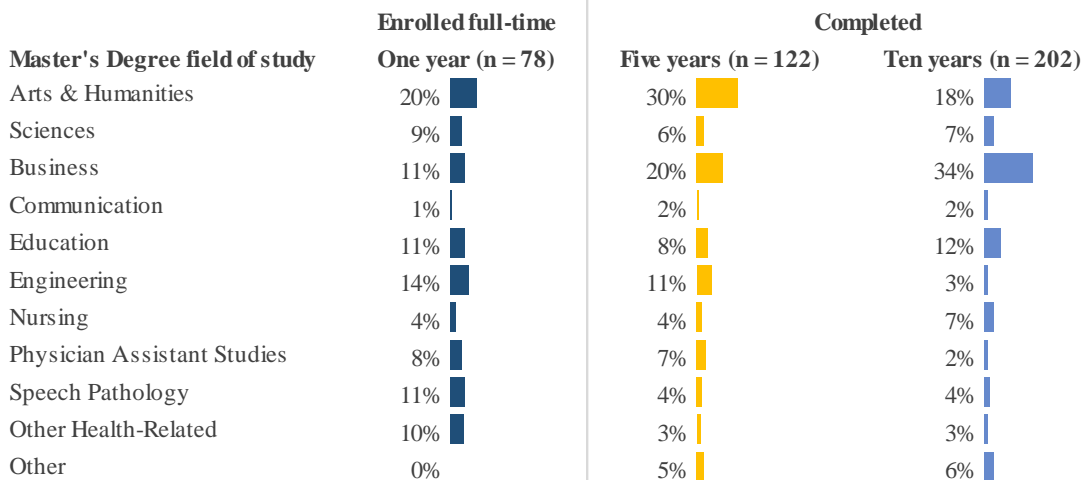
Alumni were asked whether they had completed or were currently pursuing graduate/professional school. The categories below are not mutually exclusive. For example, a respondent could have completed a graduate/professional program and be enrolled in a program. The information about alumni enrolled full-time or part-time are not directly comparable to the post-graduation outcome categories above, as these numbers include all alumni enrolled who may also be working full-time.



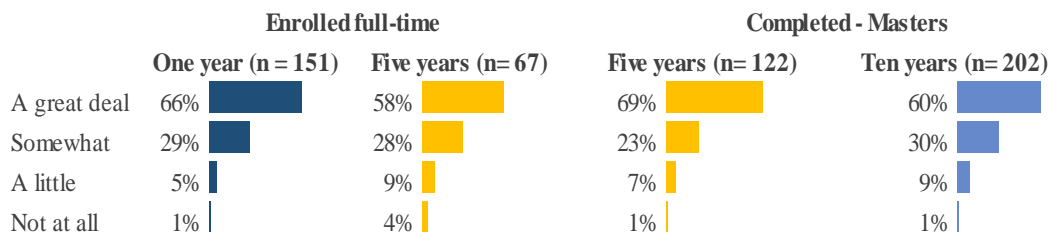
Those pursuing graduate/professional school full-time were asked to indicate the type of degree they are pursuing and the field of study of the degree. The survey also collected the name of the school, although that information is not included within this report. These categories are not mutually exclusive; a respondent could have completed a graduate/professional program and be enrolled.



Alumni pursuing either Master's or Ph.D. degrees were asked to indicate their field of study. Results for alumni who were pursuing Ph.D. degrees and alumni who were five and ten years out enrolled full-time are not shown due to a small number of respondents. "Other Health-Related" excludes Nursing, Physician Assistant, and Speech Pathology.

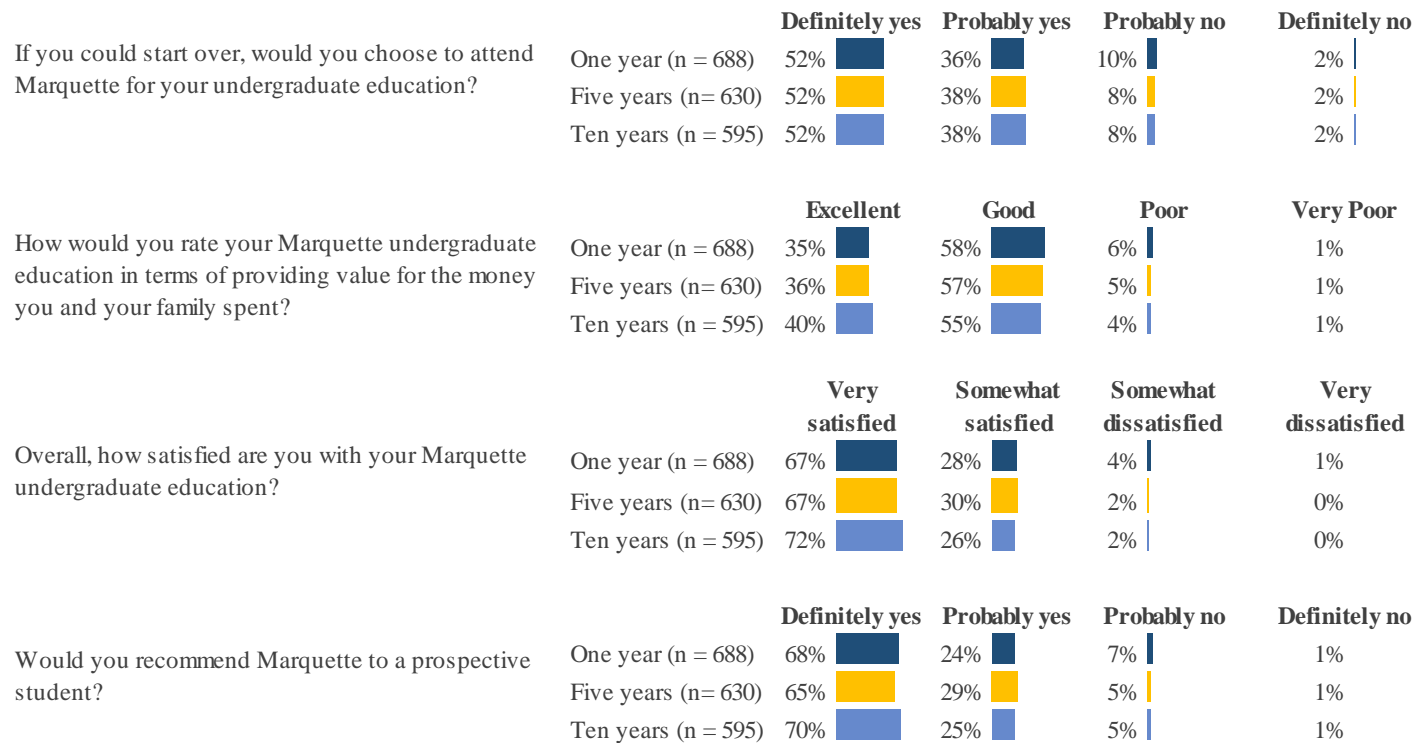


Alumni who were attending or who had completed a graduate/professional school program were also asked about the extent to which Marquette prepared them for the program.



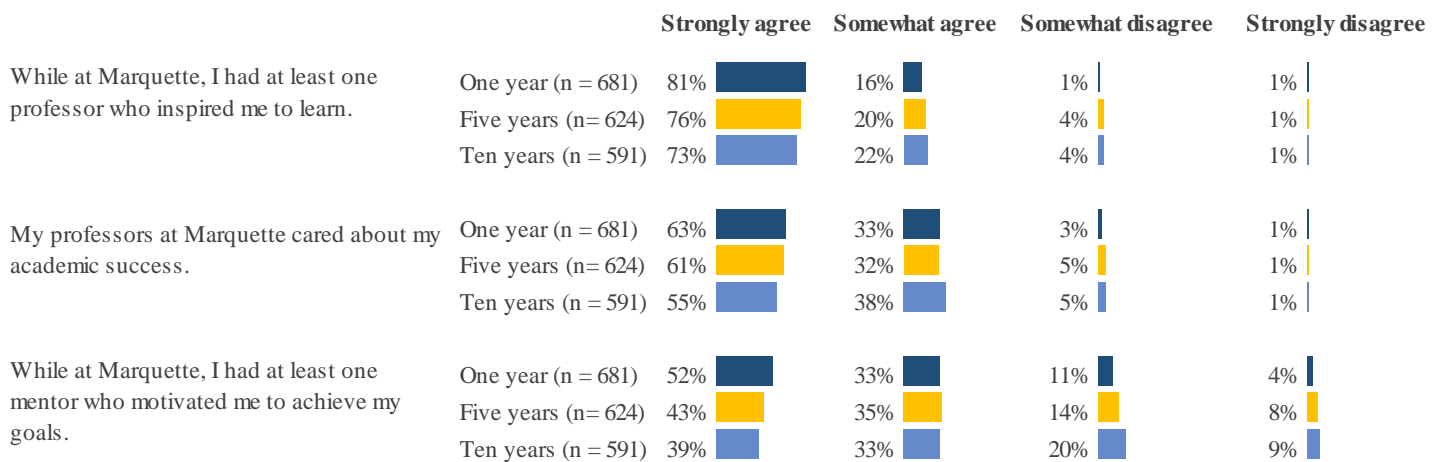
Satisfaction

Alumni indicated their satisfaction with Marquette in their responses to four different questions.



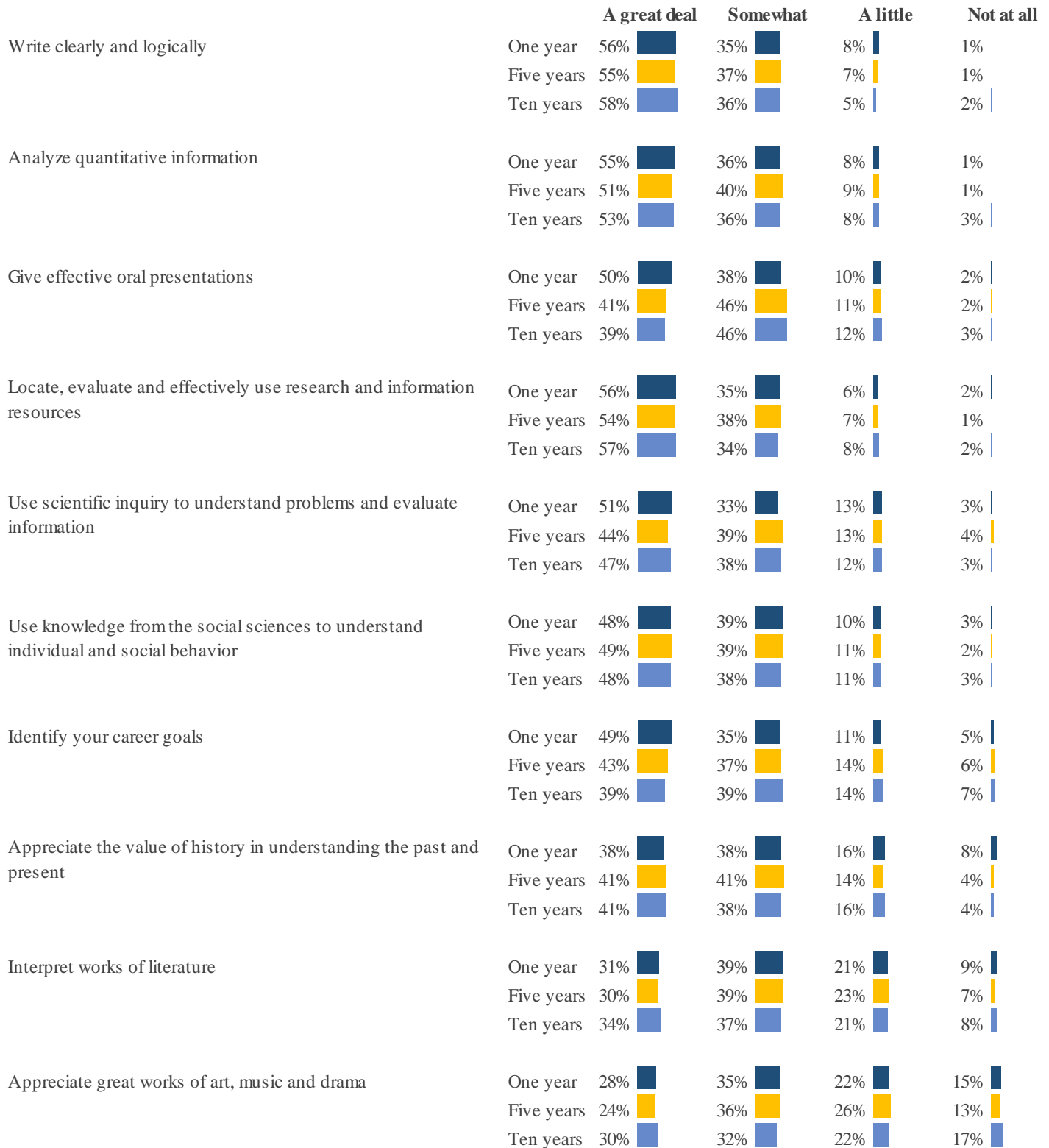
Academic Experience

Alumni were asked about their experience as an undergraduate at Marquette. Overall, over 90% of alumni agree they had at least one professor that inspired them and that the professors at Marquette cared about their success. Most alumni also indicated that they had at least one mentor that motivated them.



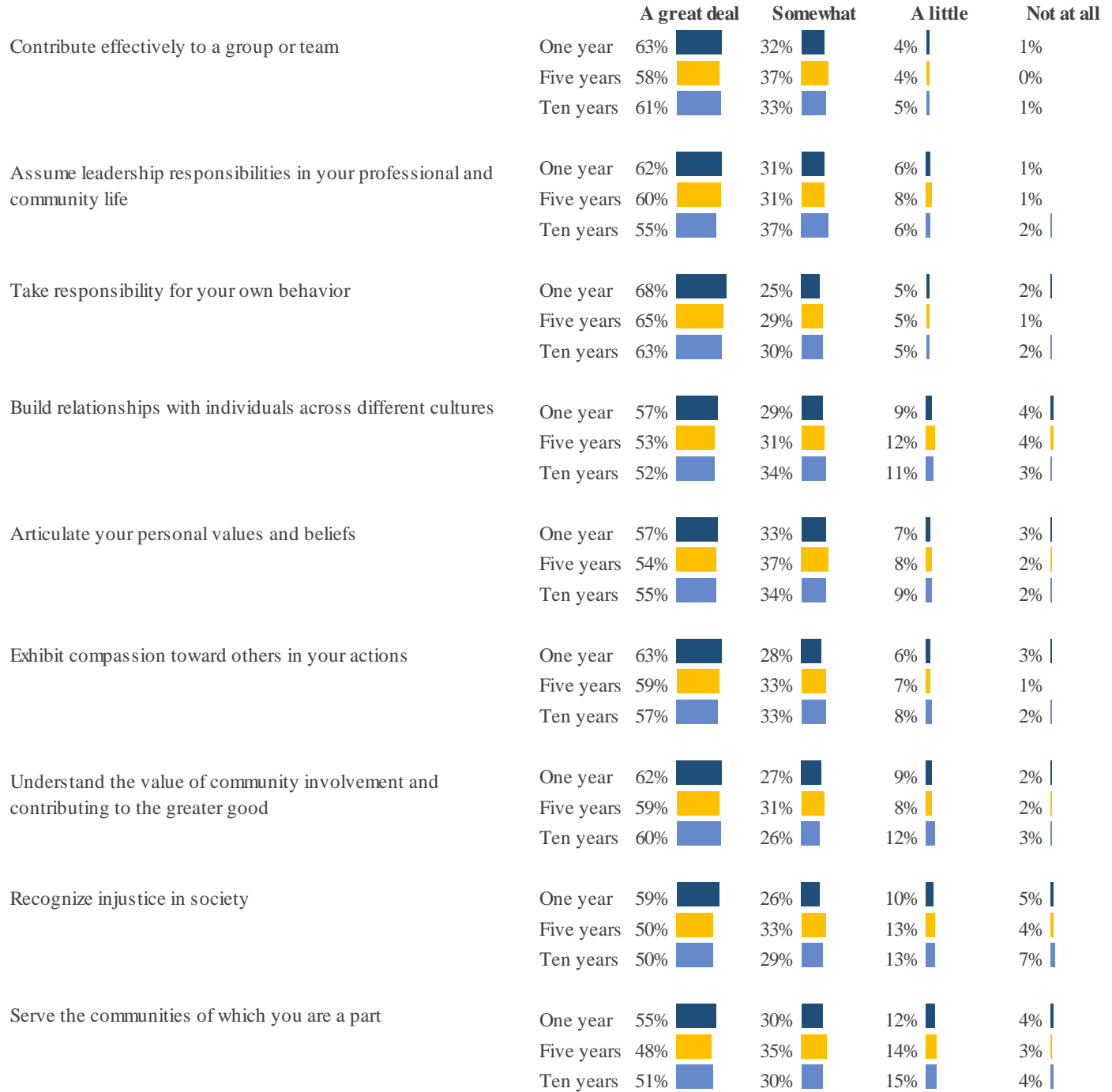
Development of Abilities

Alumni were asked to indicate how much their Marquette undergraduate education contributed to their abilities in several domains.

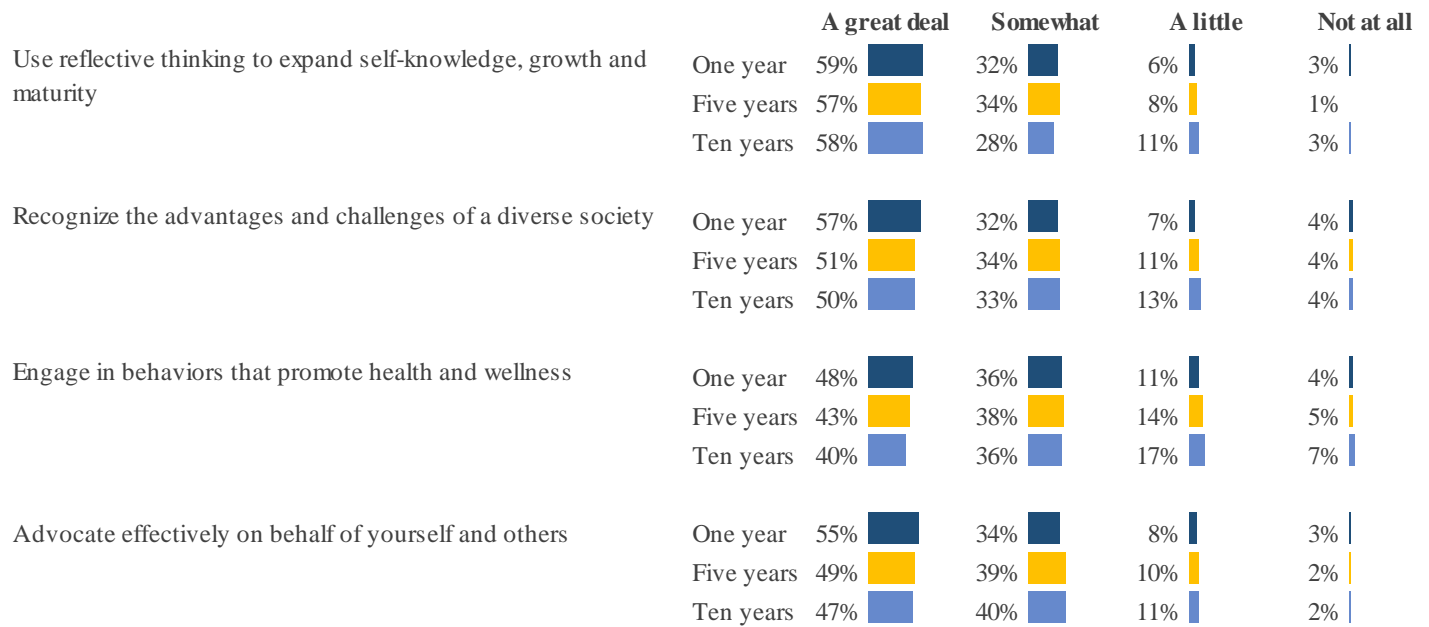


Growth of Abilities

Alumni were asked how much they have grown in their abilities in several areas compared to when they entered Marquette as undergraduates.

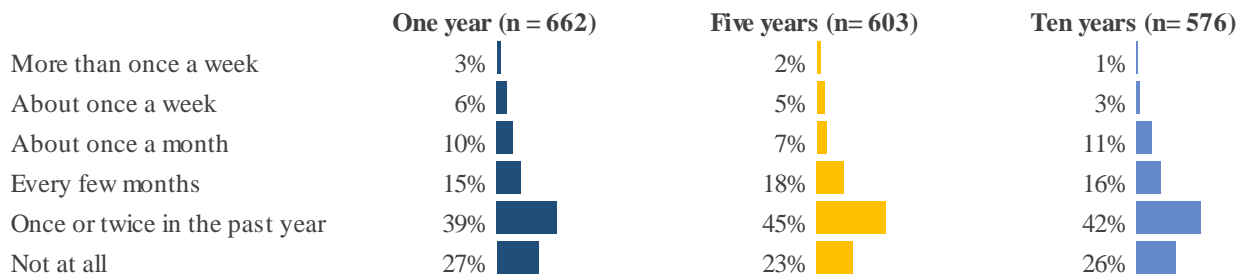


Growth of Abilities (cont.)

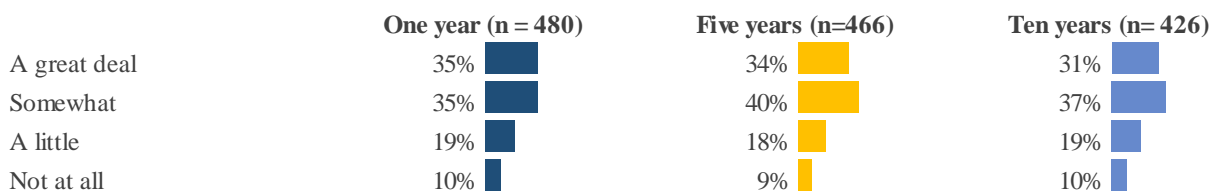


Community Service

Alumni were asked whether they had engaged in any community service or volunteer work in the past twelve months. Overall, most alumni had participated in community service at least once in the past year.

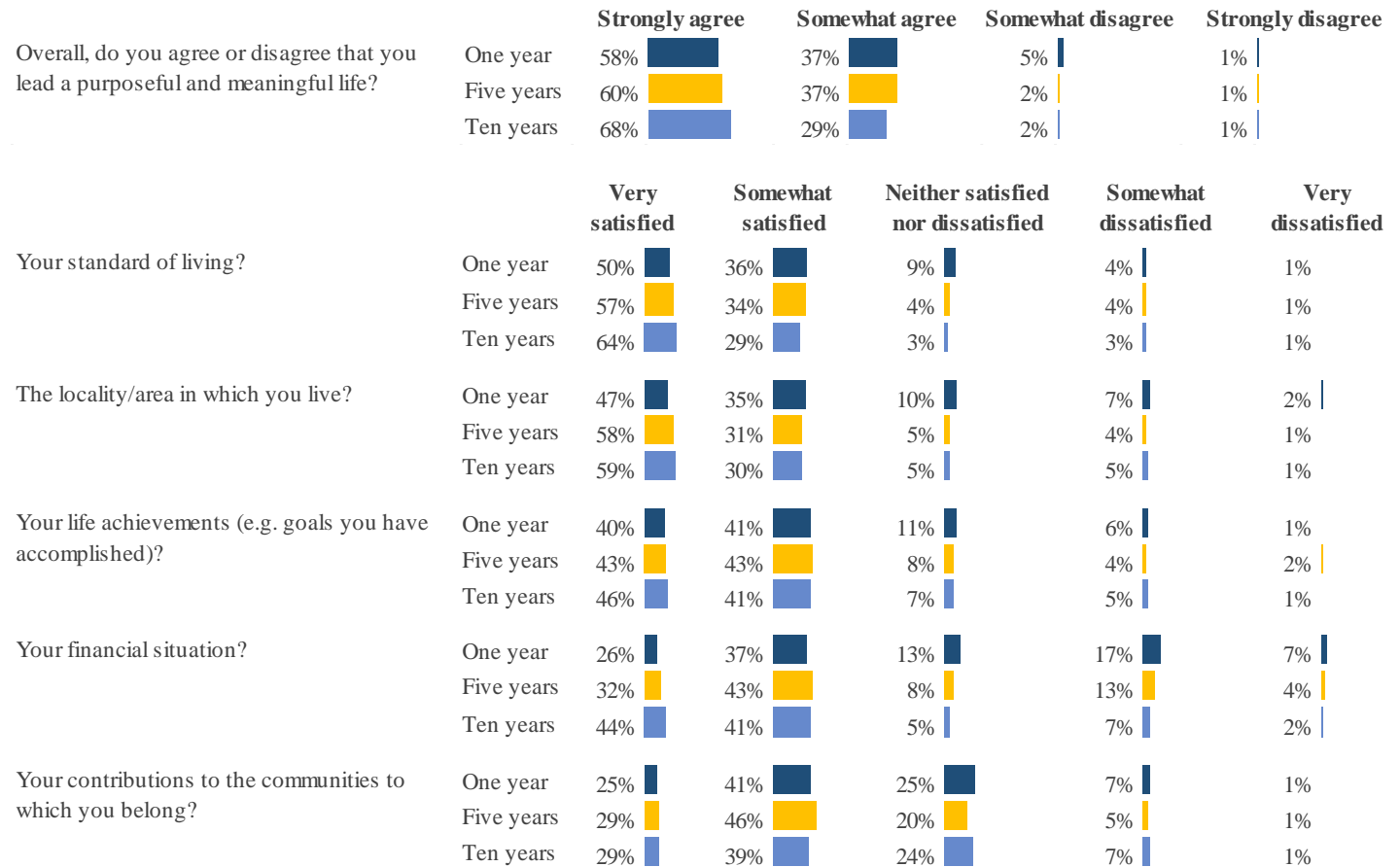


Those that participated in service in the last year were asked the extent Marquette contributed to their interest in their community service or volunteer work participation. Overall, 70% of alumni felt that their experiences at Marquette contributed to their interest.



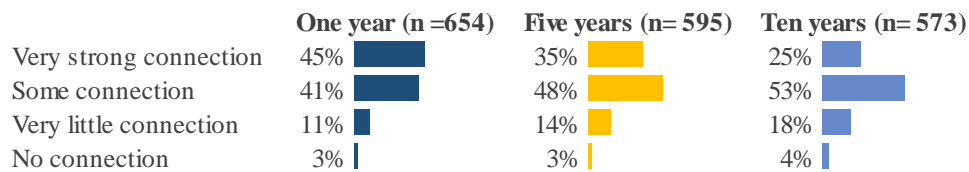
Life Satisfaction

Alumni who were asked to indicate their satisfaction with various aspects of their life to understand better their well-being.

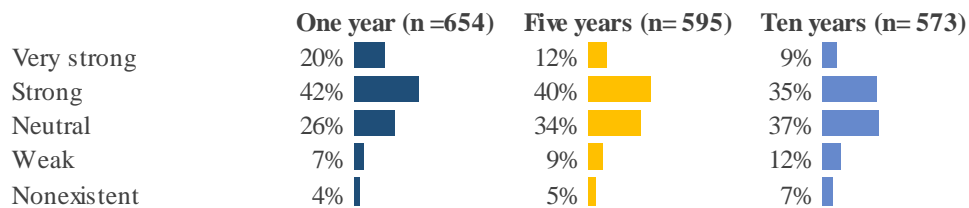


Connection to Marquette

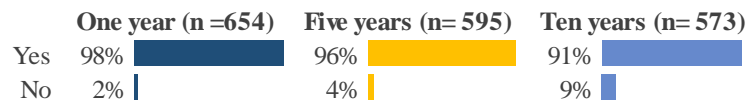
Alumni were asked how connected they felt to Marquette. Overall, 86% of alumni one year out, 83% of alumni five years out, and 78% of alumni ten years out reported either “some connection” or a “very strong connection” to Marquette.



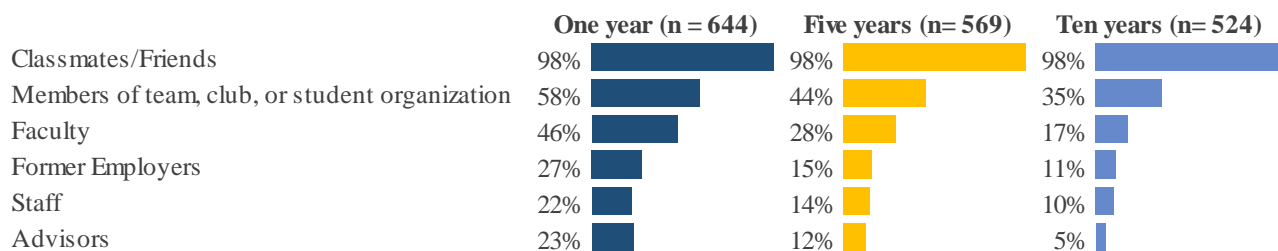
Alumni were also asked to describe their current relationship with Marquette. Overall, 42% of alumni one year out, 40% of alumni five years out and 35% of alumni ten years out reported either a “very strong” or “strong” relationship with Marquette.



Alumni were asked whether they had stayed connected with anyone that they had met while an undergraduate student at Marquette. Overall, over 90% of respondents reported that they have stayed connected with someone they met while they were an undergraduate student at Marquette.



Those who reported that they stayed connected with someone they met while they were an undergraduate student at Marquette were asked to indicate with whom they kept in contact. These categories are not mutually exclusive.



DISCUSSION

Results from this biennial survey are distributed to many campus constituency groups and are used to inform current and future students of post-graduation outcomes. Additional information, such as employers, job titles, graduate/professional school names, and comments from the respondents are available upon request.

For additional information about the report, contact:

Ms. Alexandra Riley, Director of Institutional Research and Analysis, at alexandra.riley@marquette.edu,

Ms. Crystal Lendved, Research Analyst, Institutional Research and Analysis, at crystal.lendved@marquette.edu.